

# HTR UNV 36V 36-Volt Heater Installation

## Instructions For Club Car, EZGO, and Yamaha

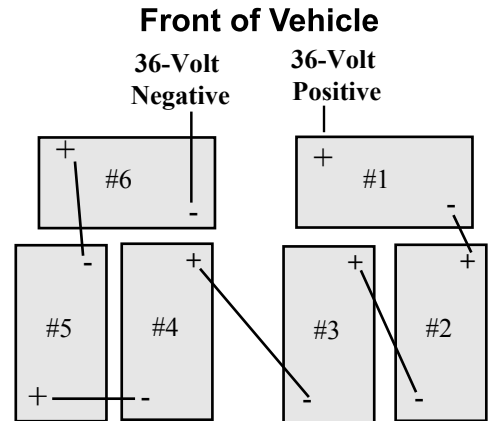


**BUGGIES™**  
UNLIMITED

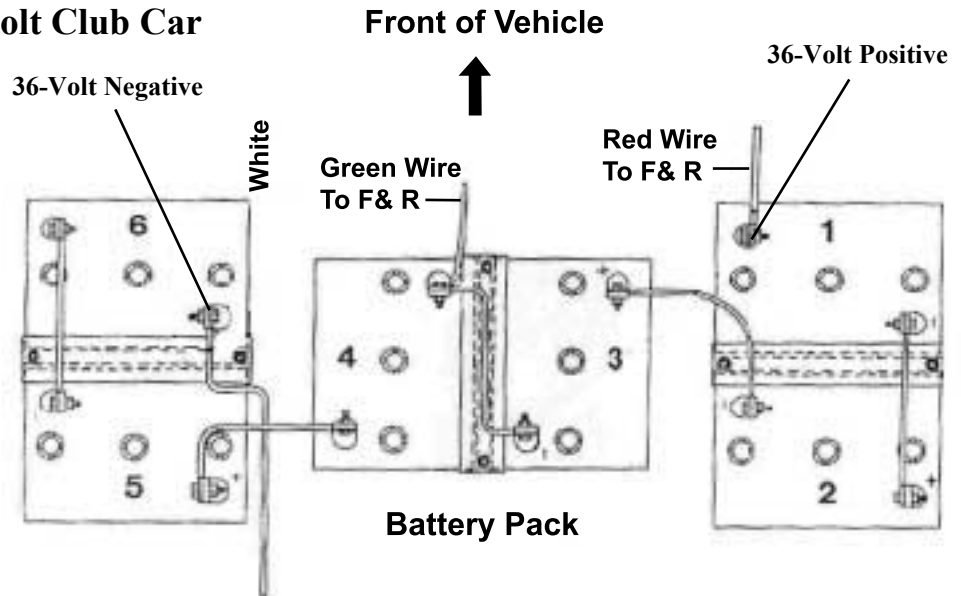
Mount the heater to the steering column in a location that will not interfere with steering, or catch on moving parts. On Club Car, EZGO and Yamaha golf carts, connect the wiring to a hard positive and a hard negative. **DO NOT USE FRAME GROUND!**

Connect positive to positive post of battery #1 and connect negative to negative post of battery #6.

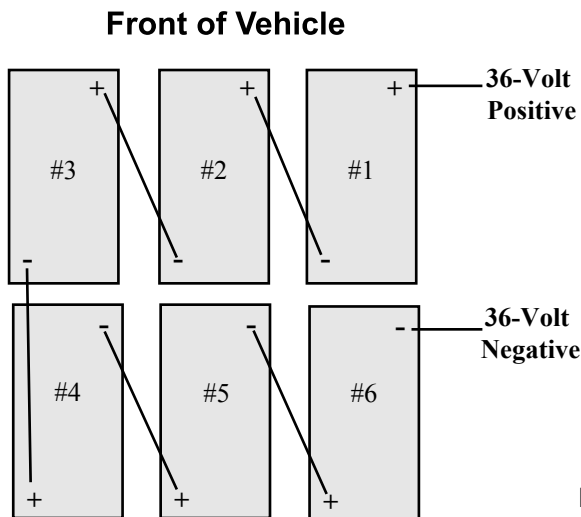
### 36-Volt Yamaha



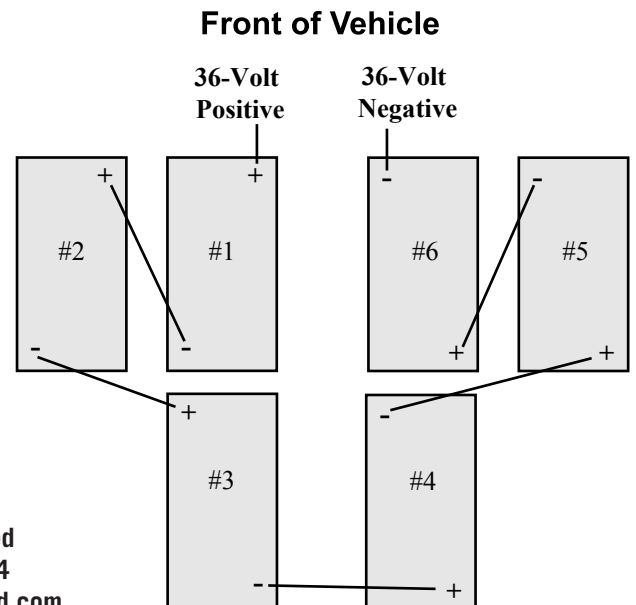
### 36-Volt Club Car



### 36-Volt EZGO TXT/Medalst



### 36-Volt EZGO Marathon



Buggies Unlimited  
1-888-444-9994  
www.buggiesunlimited.com